


SUMMARY OF TRADING ACTIVITY AT TGE MARKETS

YEAR | 2023

ELECTRICITY

THE VOLUME OF TRADING IN ELECTRICITY (MWh)



Total Volume	147,462,826	+4.3% (YoY)
EFM (OTF)	84,246,618	-22.2% (YoY)
IDM DAM (CM)	63,216,208	+91.4% (YoY)

↑ THE RECORD VOLUMES FOR ELECTRICITY SPOT MARKET

THE WEIGHTED AVERAGE PRICE

Day Ahead Market
533.62 PLN/MWh
 ↓ -262.55 PLN/MWh (YoY)

Contract with base load delivery in 2024 (BASE_Y-24)
642.19 PLN/MWh
 ↓ -467.85 PLN/MWh (YoY comparing to the average quotations of the BASE_Y-23)

NATURAL GAS

THE VOLUME OF TRADING IN NATURAL GAS (MWh)



THE WEIGHTED AVERAGE PRICE

DAM&IDMg
213.94 PLN/MWh
 ↓ -333.85 PLN/MWh (YoY)

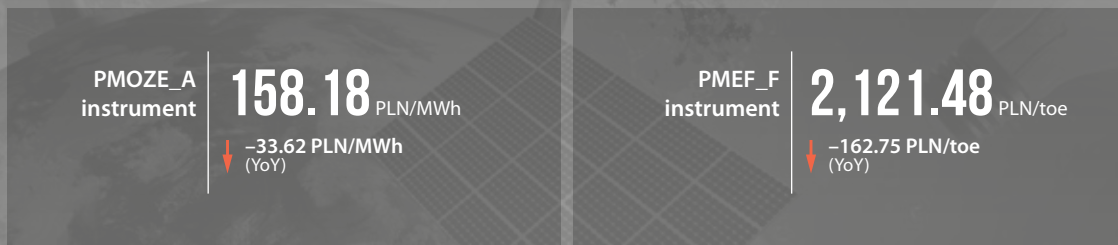
Contract with base load delivery in 2024 (GAS_BASE_Y-24)
267.65 PLN/MWh
 ↓ -278.73 PLN/MWh (YoY comparing to the average quotations of the GAS_BASE_Y-23)

PROPERTY RIGHTS

THE VOLUME OF TRADING IN PROPERTY RIGHTS

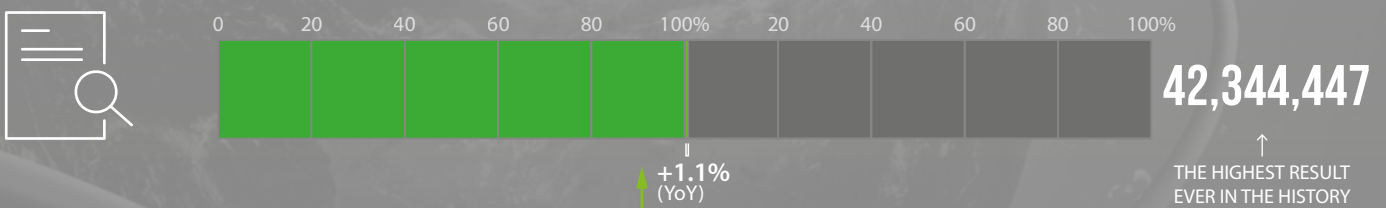


THE WEIGHTED AVERAGE PRICE



GUARANTEES OF ORIGIN REGISTER FROM RES

THE VOLUME OF TRANSACTIONS CONCLUDED IN THE GUARANTEES OF ORIGIN REGISTER (MWh)



AGRI-FOOD COMMODITIES

THE VOLUME OF TRANSACTIONS CONCLUDED IN THE AGRICULTURAL EXCHANGE MARKET (t)

