

SUMMARY OF TRADING ACTIVITY AT TGE MARKETS

DECEMBER 2023

ELECTRICITY

THE VOLUME OF TRADING IN ELECTRICITY (MWh)



Total Volume ----- **14,491,105** ↑ +27.9% (YoY)

EFM (OTF) ----- **8,583,340**

IDM | DAM (CM) ----- **5,907,765**

↑
THE SECOND HIGHEST MONTHLY VOLUME ON THE INTRADAY MARKET

THE WEIGHTED AVERAGE PRICE

Day Ahead Market **376.53** PLN/MWh

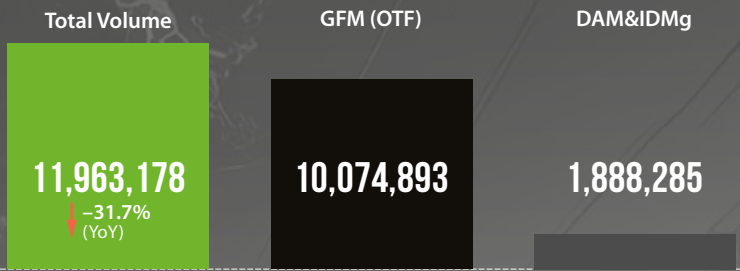
↓ -95.10 PLN/MWh (m/m)

Contract with base load delivery in 2024 (BASE_Y-24) **491.72** PLN/MWh

↓ -54.68 PLN/MWh (m/m)

NATURAL GAS

THE VOLUME OF TRADING IN NATURAL GAS (MWh)



THE WEIGHTED AVERAGE PRICE

DAM&IDMg **175.68** PLN/MWh

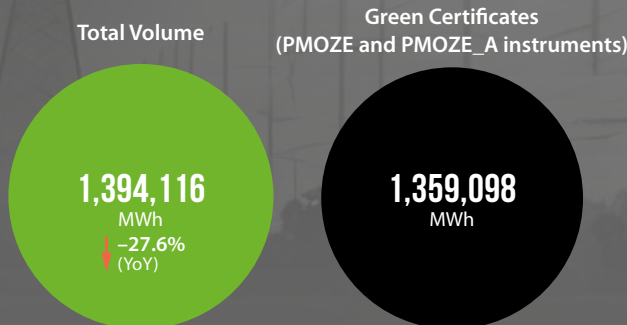
↓ -35.69 PLN/MWh (m/m)

Contract with base load delivery in 2024 (GAS_BASE_Y-24) **182.33** PLN/MWh

↓ -46.13 PLN/MWh (m/m)

PROPERTY RIGHTS

THE VOLUME OF TRADING IN PROPERTY RIGHTS



THE WEIGHTED AVERAGE PRICE

PMOZE_A instrument **60.29** PLN/MWh

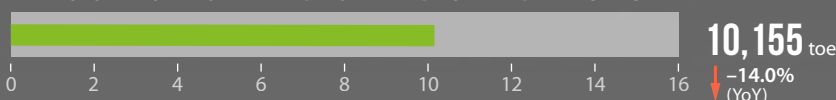
↓ -5.75 PLN/MWh (m/m)

THE WEIGHTED AVERAGE PRICE DURING MARKET SESSIONS

PMEF_F instrument **2,097.47** PLN/toe

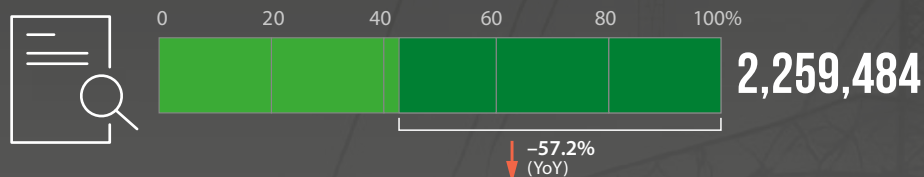
↑ +32.61 PLN/toe (m/m)

THE VOLUME FOR PROPERTY RIGHTS RELATED TO ENERGY EFFICIENCY



GUARANTEES OF ORIGIN REGISTER FROM RES

THE VOLUME OF TRANSACTIONS CONCLUDED IN THE GUARANTEES OF ORIGIN REGISTER (MWh)



THE WEIGHTED AVERAGE PRICE

22.53 PLN/MWh ↑ +0.60 PLN/MWh (m/m)

AGRI-FOOD COMMODITIES

THE VOLUME OF TRANSACTIONS CONCLUDED IN THE AGRICULTURAL EXCHANGE MARKET (t)



THERE WERE NO TRANSACTIONS

THE WEIGHTED AVERAGE PRICE

-

MONTHLY VOLUME

VOLUME IN PREVIOUS MONTH

MONTHLY VOLUME IN PREVIOUS YEAR

ELECTRICITY (MWh)

	MONTHLY VOLUME	VOLUME IN PREVIOUS MONTH	MONTHLY VOLUME IN PREVIOUS YEAR
IDM (CM)	521,874	266,195	429,187
DAM (CM)	5,385,891	5,980,902	3,006,479
EFM (OTF)	8,583,340	7,897,403	7,891,449
TOTAL	14,491,105	14,144,500	11,327,116

NATURAL GAS (MWh)

	MONTHLY VOLUME	VOLUME IN PREVIOUS MONTH	MONTHLY VOLUME IN PREVIOUS YEAR
IDMg (CM)	314,053	334,944	456,338
DAMg (CM)	1,574,232	2,353,080	2,212,824
GFM (OTF)	10,074,893	14,179,567	14,853,307
TOTAL	11,963,178	16,867,591	17,522,469

PROPERTY RIGHTS – ELECTRICITY FROM RES (MWh)

	MONTHLY VOLUME	VOLUME IN PREVIOUS MONTH	MONTHLY VOLUME IN PREVIOUS YEAR
GREEN CERTIFICATES	1,359,098	991,227	1,903,177
PRM sessions (CM)	323,681	353,462	557,352
PRFM sessions (OTF)	0	0	0
OTC transactions on PRM (CM)	1,035,416	637,766	1,345,825
BLUE CERTIFICATES	35,018	35,020	22,721
PRM sessions (CM)	22,332	20,260	19,341
OTC transactions on PRM (CM)	12,686	14,760	3,380
TOTAL	1,394,116	1,026,248	1,925,898

PROPERTY RIGHTS – ENERGY EFFICIENCY (toe)

	MONTHLY VOLUME	VOLUME IN PREVIOUS MONTH	MONTHLY VOLUME IN PREVIOUS YEAR
PRM sessions (CM)	9,394	7,553	11,787
OTC transactions on PRM (CM)	761	2	14
TOTAL	10,155	7,555	11,801

GUARANTEES OF ORIGIN – ELECTRICITY (MWh)

	MONTHLY VOLUME	VOLUME IN PREVIOUS MONTH	MONTHLY VOLUME IN PREVIOUS YEAR
RES	2,259,484	1,694,189	5,283,285
cogeneration	0	0	0
TOTAL	2,259,484	1,694,189	5,283,285

AGRI-FOOD COMMODITIES (t)

	MONTHLY VOLUME	VOLUME IN PREVIOUS MONTH	MONTHLY VOLUME IN PREVIOUS YEAR
Class A / B / C wheat	0 / 0 / 0	0 / 0 / 0	0 / 0 / 0
Class B / C rye	0 / 0	0 / 0	0 / 0
Class A corn	0	0	0
Class A rape	0	0	0
TOTAL	0	0	0